

HORN SCHLITTEN EUROPACUP LATZFONS

09-01-2016 Start 1 Lauf 15,30 2 Lauf 17,30









Rennkomitee - racing committee

FIL-Delegierter-Representative FIL :		
Tech.Delegierter - Tech.Delegate :	PLATTNER Andreas	ITA
Jury-Vorsitzender :	PLATTNER Andreas	ITA
Jury :	HINTEREGGER Alois	ITA
Jury :	APOLLONER Engelbert	AUT
Rennleiter - Racing Director :	HERBST Dietmar	ITA
Startleiter - Starting Controller :	HINTEREGGER Alois	ITA
Zielleiter - Finish Controller :	FREI Thomas	ITA
Bahnchef - Chief of track :	MERANER Norbert	ITA

Technische Daten - Technical Specifications

NATURRODELBAHN - TRACK
Lahnwiesen Hom. 13/005/AA/S
Start, Seehöhe - Start, altitude : 1.665 m
Ziel, Seehöhe - Finish, altitude : 1.549 m
Höhenunterschied - difference of altitude : 116 m
Streckenlänge - length of course : 906 m
durchschnittliches Gefälle - Average gap : 12,76% %

ERGEBNISLISTE

Rng Rnk	Stn. Stn.	Teilnehmer Competitor	Nat Nat	Zwischen- und Sequenzzeiten Intermediate and sequence times				Zielzeit Fin.time	Diff Diff	
Herren										
1.	12	LUESEN 2								
		UEBERBACHER Damian	ITA	1.L	26.45 (1)	41.77 (1)	0:58.49 (2)	1:12.15 (14)	1:12.15 (1)	0,00
		GRITSCH Ivan			<i>15,32 (4)</i>	<i>16,72(2)</i>	<i>13,66 (1)</i>	<i>0,00 (14)</i>		
		PLONER Elias		2.L	26.82 (2)	42.02 (2)	0:58.80 (1)	(14)	1:12.49 (1)	0,00
					<i>15,20 (1)</i>	<i>16,78 (1)</i>	<i>85,84 (1)</i>	<i>13,69 (1)</i>		
				GS					2:24.64	0,00
2.	14	ASC STANGE								
		HINTEREGGER Michael	ITA	1.L	26.73 (3)	41.81 (2)	0:58.56 (3)	(14)	1:12.55 (3)	0,40
		KAHN Peter			<i>15,08 (1)</i>	<i>16,75(3)</i>	<i>13,99 (4)</i>	<i>(14)</i>		
		RAINER Ulrich		2.L	26.63 (1)	41.87 (1)	0:58.87 (2)	(14)	1:12.80 (2)	0,31
					<i>15,24 (2)</i>	<i>17,00 (2)</i>	<i>86,48 (2)</i>	<i>13,93 (3)</i>		
				GS					2:25.35	0,71
3.	4	LUESEN 1								
		HINTEREGGER Simon	ITA	1.L	26.64 (2)	41.87 (3)	0:58.46 (1)	(14)	1:12.44 (2)	0,29
		KASER Damian			<i>15,23 (2)</i>	<i>16,59(1)</i>	<i>13,98 (3)</i>	<i>(14)</i>		
		FEDERSPIELER Hannes		2.L	26.83 (3)	42.56 (3)	1:00.08 (3)	(14)	1:14.60 (4)	2,11
					<i>15,73 (5)</i>	<i>17,52 (6)</i>	<i>86,96 (3)</i>	<i>14,52 (8)</i>		
				GS					2:27.04	2,40
4.	11	HSC VOGELSBERG WATTENS 2								
		ERLER Michael	AUT	1.L	27.09 (5)	42.56 (5)	0:59.78 (5)	(14)	1:13.98 (5)	1,83
		LIEBL Markus			<i>15,47 (5)</i>	<i>17,22(7)</i>	<i>14,20 (6)</i>	<i>(14)</i>		
		ARNOLD Thomas		2.L	27.36 (4)	43.02 (4)	1:00.45 (4)	(14)	1:14.47 (3)	1,98
					<i>15,66 (3)</i>	<i>17,43 (5)</i>	<i>88,00 (5)</i>	<i>14,02 (4)</i>		
				GS					2:28.45	3,81

HORNSCHLITTEN EUROPACUP
LATZFONS
ERGEBNISLISTE

Rng Rnk	Stn. Stn.	Teilnehmer Competitor	Nat Nat	Zwischen- und Sequenzzeiten Intermediate and sequence times			Zielzeit Fin.time	Diff Diff	
5.	6	HSC HENAU							
		HALBEISEN Andreas	SUI	1.L	27.05 (4)	42.34 (4)	0:59.47 (4)	(14) 1:13.27 (4)	1,12
		MEURI Roger			<i>15,29 (3)</i>	<i>17,13(6)</i>	<i>13,80 (2)</i>	<i>(14)</i>	
		MEURI Pascal		2.L	28.57 (12)	44.26 (8)	1:01.67 (6)	(14) 1:15.58 (6)	3,09
					<i>15,69 (4)</i>	<i>17,41 (4)</i>	<i>87,18 (4)</i>	<i>13,91 (2)</i>	
				GS				2:28.85	4,21
6.	10	ASV JAUFENTAL							
		RAINER Aron	ITA	1.L	27.86 (10)	44.06 (10)	1:01.41 (8)	(14) 1:15.76 (8)	3,61
		RAINER Thomas			<i>16,20 (10)</i>	<i>17,35(8)</i>	<i>14,35 (7)</i>	<i>(14)</i>	
		GSCHNITZER David		2.L	27.82 (5)	44.08 (6)	1:01.13 (5)	(14) 1:15.33 (5)	2,84
					<i>16,26 (9)</i>	<i>17,05 (3)</i>	<i>89,96 (8)</i>	<i>14,20 (5)</i>	
				GS				2:31.09	6,45
7.	1	HSC VOGELSBERG 1							
		PREM Marco	AUT	1.L	27.64 (7)	43.25 (6)	1:00.36 (7)	(14) 1:14.39 (6)	2,24
		LENER Martin			<i>15,61 (6)</i>	<i>17,11(5)</i>	<i>14,03 (5)</i>	<i>(14)</i>	
		WAEGER Daniel		2.L	28.46 (10)	44.87 (11)	1:02.47 (9)	(14) 1:16.77 (9)	4,28
					<i>16,41 (12)</i>	<i>17,60 (7)</i>	<i>88,69 (6)</i>	<i>14,30 (6)</i>	
				GS				2:31.16	6,52
8.	16	ASV St.LORENZEN Team ONACH 1							
		GATTERER Roman	ITA	1.L	27.19 (6)	43.34 (7)	1:00.28 (6)	(14) 1:15.00 (7)	2,85
		HUBER Philipp			<i>16,15 (9)</i>	<i>16,94(4)</i>	<i>14,72 (11)</i>	<i>(14)</i>	
		HUBER Hannes		2.L	28.18 (8)	45.02 (12)	1:02.88 (12)	(14) 1:17.59 (10)	5,10
					<i>16,84 (13)</i>	<i>17,86 (11)</i>	<i>89,71 (7)</i>	<i>14,71 (10)</i>	
				GS				2:32.59	7,95
9.	2	HSC URI							
		ARNOLD Richard	SUI	1.L	27.84 (9)	43.83 (9)	1:01.78 (10)	(14) 1:16.42 (10)	4,27
		HERGER Sepp			<i>15,99 (8)</i>	<i>17,95(10)</i>	<i>14,64 (10)</i>	<i>(14)</i>	
		GISLER Thomy		2.L	28.00 (6)	43.90 (5)	1:01.85 (7)	(14) 1:16.25 (7)	3,76
					<i>15,90 (6)</i>	<i>17,95 (12)</i>	<i>90,82 (9)</i>	<i>14,40 (7)</i>	
				GS				2:32.67	8,03
10.	5	ASV VILLNOESS							
		FISCHNALLER Hannes	ITA	1.L	27.75 (8)	43.73 (8)	1:01.45 (9)	(14) 1:16.31 (9)	4,16
		HINTEREGGER Roland			<i>15,98 (7)</i>	<i>17,72(9)</i>	<i>14,86 (14)</i>	<i>(14)</i>	
		FISCHNALLER Manuel		2.L	28.23 (9)	44.13 (7)	1:01.86 (8)	(14) 1:16.55 (8)	4,06
					<i>15,90 (7)</i>	<i>17,73 (8)</i>	<i>91,00 (10)</i>	<i>14,69 (9)</i>	
				GS				2:32.86	8,22
11.	8	DOMEL 1							
		POTOCNIK Jure	SLO	1.L	27.94 (11)	44.21 (11)	1:02.56 (11)	(14) 1:17.29 (11)	5,14
		POTOCNIK Gasper			<i>16,27 (12)</i>	<i>18,35(14)</i>	<i>14,73 (12)</i>	<i>(14)</i>	
		PREVC Ivo		2.L	28.10 (7)	44.49 (9)	1:02.74 (10)	(14) 1:17.59 (10)	5,10
					<i>16,39 (11)</i>	<i>18,25 (14)</i>	<i>92,14 (11)</i>	<i>14,85 (11)</i>	
				GS				2:34.88	10,24

HORNSCHLITTEN EUROPACUP LATZFONS ERGEBNISLISTE

Rng Rnk	Stn. Stn.	Teilnehmer Competitor	Nat Nat	Zwischen- und Sequenzzeiten Intermediate and sequence times			Zielzeit Fin.time	Diff Diff	
12.	3	DOMEL 2							
		RIHTARSIC Matej	SLO	1.L	28.14 (12)	44.86 (12)	1:02.90 (12)	(14) 1:17.32 (12)	5,17
		LAVTAR Tomaz			<i>16,72 (14)</i>	<i>18,04(11)</i>	<i>14,42 (8)</i>	<i>(14)</i>	
		BERTONCELJ Matija		2.L	28.49 (11)	44.78 (10)	1:02.94 (13)	(14) 1:18.24 (13)	5,75
					<i>16,29 (10)</i>	<i>18,16 (13)</i>	<i>92,62 (12)</i>	<i>15,30 (14)</i>	
				GS				2:35.56	10,92
13.	9	HST WIESEN 1							
		MEILE Ivo	SUI	1.L	29.30 (13)	45.52 (13)	1:03.83 (13)	(14) 1:18.40 (13)	6,25
		STRASSMANN Marcel			<i>16,22 (11)</i>	<i>18,31(12)</i>	<i>14,57 (9)</i>	<i>(14)</i>	
		HOLLENSTEIN Michael		2.L	29.11 (13)	45.02 (12)	1:02.81 (11)	(14) 1:17.96 (12)	5,47
					<i>15,91 (8)</i>	<i>17,79 (9)</i>	<i>93,55 (13)</i>	<i>15,15 (13)</i>	
				GS				2:36.36	11,72
14.	13	HSC OBERRIET/SCHWEIZ							
		ROTH Michael	SUI	1.L	29.43 (14)	46.10 (14)	1:04.44 (14)	(14) 1:19.29 (14)	7,14
		MEIER Ramon			<i>16,67 (13)</i>	<i>18,34(13)</i>	<i>14,85 (13)</i>	<i>(14)</i>	
		ROTH Sami		2.L	29.34 (14)	46.21 (14)	1:04.06 (14)	(14) 1:19.15 (14)	6,66
					<i>16,87 (14)</i>	<i>17,85 (10)</i>	<i>94,38 (14)</i>	<i>15,09 (12)</i>	
				GS				2:38.44	13,80

7 WIESEN 2

1.L

SUI

DIS 1L

2.L

--

15 ASV NIEDERDORF/St.LORENZEN Team ONACH 2

ITA

N.A.S 1L

Bewerbsstatistik:

Für die Richtigkeit - Certified correct

Gemeldete Teilnehmer: 16

Ausgeschiedene Teilnehmer: 2

Gewertete Teilnehmer: 14

Rennleiter:

HERBST Dietmar / ITA

Juryvorsitzender:

PLATTNER Andreas / ITA